

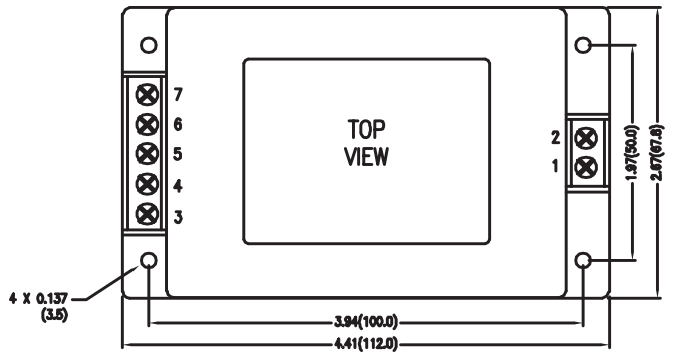


- Efficiency up to 84%
- Input Range 85-265 VAC
- Single Output
- 3000VAC Isolation
- Short Circuit Protection
- Over Voltage Protection
- MTBF > 125,000 Hours
- RoHS Compliant
- UL60950 Approved



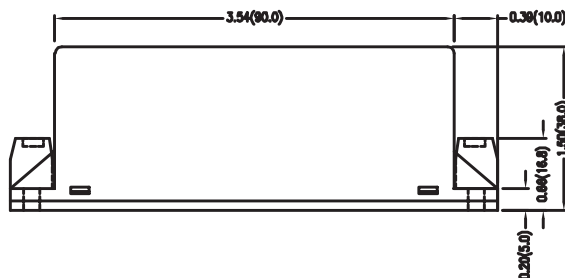
60 Watt AC/DC Chassis Module Single Output Series

Model Number	Voltage Output (VDC)	Current				Efficiency @ Max Load (%, Typ)	Capacitive Load Max
		Input 115VAC, 60Hz		Output			
		@ No Load (mA)	@ Max Load (mA)	Min (mA)	Max (mA)		
PC60J85S5R1	5.1	50	936	1000	10000	79	8000 μ F
PC60J85S12	12	50	1060	500	5000	82	3900 μ F
PC60J85S15	15	50	1047	400	4000	83	3300 μ F
PC60J85S24	24	50	1035	250	2500	84	1500 μ F
PC60J85S36	36	50	1035	166	1666	84	1000 μ F
PC60J85S48	48	50	1035	125	1250	84	680 μ F



Dimensions are inches (mm) unless noted

Tolerance: Inches	Millimeters
X.XX ± 0.02	X.X ± 0.5
X.XXX ± 0.010	X.XX ± 0.25
Pin	± 0.004 ± 0.1



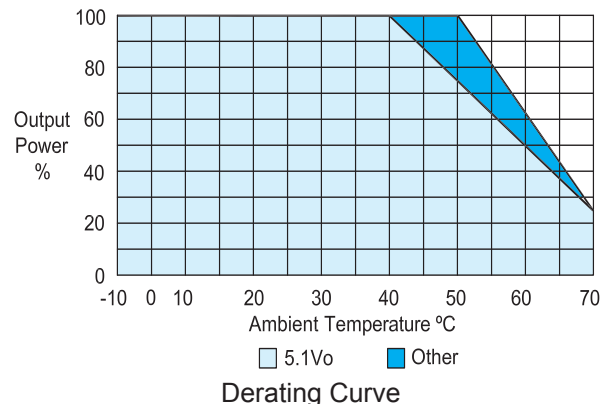
Pin Connections (NC) Not Connected	
Pin	Function
1	AC(N) - AC Neutral
2	AC(L) - AC LINE
3	NC
4	+Vout
5	NC
6	-Vout
7	NC

See Model Selection Table for Model Specific Parameters

Input Parameters		Min	Typ	Max	Units
Input Voltage Range		85		265	VAC
		120		370	VDC
Input Frequency		47		63	Hz
Switching Frequency			100		kHz
Inrush Current (Cold Start at 25°C)	115VAC			30	A
	230VAC			50	A
Output Parameters		Min	Typ	Max	Units
Output Voltage Accuracy			±1.0	±2.0	%
Load Regulation I _o = Min. to Max.			±0.5	±1.0	%
Line Regulation V _{in} =Min. to Max.			±0.2	±1.0	%
Ripple & Noise (20MHz) 5.1VDC Output Models Other Output Models			2.0 1.0	3.0 1.3	%V _{PP} of V _o
Over Voltage Protection Zener diode clamp			120		% of V _o
Transient Recovery Time 50% Load Step Change			400	1000	µS
Transient Response Time 50% Load Step Change			±3	±6	%
Temperature Coefficient			±0.02		% / °C
Current Limitation		105			%
Short Circuit Protection	Hiccup mode, indefinite (automatic recovery)				
General Specifications		Min	Typ	Max	Units
Isolation Voltage, 60 seconds		3000			VAC
Isolation Resistance 500VDC		100			Mohms
Hold-up Time (115VAC, 60Hz)			20		ms
Operating Temperature (Ambient)		-10		+71	°C
Storage Temperature		-40		+85	°C
Humidity				95	%
MTBF MIL-HDBK-217F @25°C, Ground Benign		125			K Hours
Cooling	Free-Air Convection				
Case Size	4.41 x 2.67 x 1.50 inches 112.0 x 67.8 x 38.0 mm				
Case Material	Plastic Resin + Fiberglass (UL94V-0)				
Weight	357g				
Agency Approvals	UL60950 Approved				

Notes:

- Specifications typical at Ta=+25°C, 115VAC, 60Hz input voltage, rated output current unless otherwise noted.
- ConTech power converters require a minimum output loading to maintain specified regulation. Operation under no-load conditions will not damage these modules; however, they may not meet all specifications listed.
- The series has a limitation of a maximum connected capacitance at the output. The power module may be operated in current limiting mode during start-up, affecting the ramp-up and the startup time.
- Ripple & Noise measurement bandwidth is 0-20MHz.
- Long term short circuit operation may cause damage to the unit.
- Water washability - ConTech AC/DC converters are designed to withstand most solder/wash processes. Careful attention should be used when assessing the applicability in your specific manufacturing process. Converters are not hermetically sealed.
- See ConTech website for Definition of Terms, Application Notes, and Test Setups and Parameters. www.ConTech-us.com/appnotes.html
- Specifications subject to change without notice.
- See ConTech website www.ConTech.com/pdf/rohs.pdf for RoHS Statement.



To avoid exceeding the maximum temperature rating of the components inside the power module, the case temperature must be kept below 90°C.

Input Fuse Selection Table	
Built In Fuse	6A - 250VAC
External Fuse (Recommended)	3A Slow-Blow Type

External fusing should be used for system protection due to a catastrophic failure. See ConTech website for Fusing Application Notes to determine the correct fuse.



Block Diagram

